

**This session will start at
10:00am**

The logo for the National Centre for Early Research (NCER) is a large diamond shape divided vertically. The left half is a lighter shade of purple, and the right half is a darker shade. The text 'NCER' is written in white, bold, sans-serif capital letters across the center. Below the letters 'ER' are four white dots.

NCER
●●●●

Nexus Update – Recent & Upcoming Developments

**Paul Caladine, Technical Support Director
Edd Shackleton, Development Director**

The logo for NCER is centered on the right side of the slide. It consists of the letters 'NCER' in a bold, white, sans-serif font. Below the letters 'ER' are four white dots arranged horizontally. The logo is set against a large diamond-shaped background that is split vertically: the left half is a lighter shade of purple, and the right half is a darker shade of purple.

NCER
••••

Webinar: 27th November 2024

Some screen shots and clips included in this webinar presentation may become outdated over time and may not match the current version of the system

Other upcoming webinars

4th December – 2025 optional collections in Nexus

11th December – Virtual School session – KS4 Summer CLA collection & Using current CLA cohort functionality

12th February – Nexus functionality you may not know about

26th March – Preparing for primary assessment 2025

All 10:00 to 11:00

[Booking Links](#)

Agenda:

Section 1 – Recently delivered developments

Section 2 – Today's release

Section 3 – Coming soon...

1 - Recently delivered Nexus developments (since May's Annual Members Meeting)

October 2024

[Link to Release notes](#)

Statutory & minor updates

- **Nexus roll over – updating the system for 24/25 Academic Year**
- **Ethnicity codes update – reflecting new DfE codes**
- **SEN2 and UKPRN**

Significant updates

- **Insight landing page**
- **Absence code changes – switching to the two-character DfE codes**




October 2024

[Link to Release notes](#)

Insight Landing Page

Insight Landing Page



NEXUS National Consortium for Examination Results
Community Interest Company

NCER • Admin • ? • [User Icon]

Home Headlines Intelligence Pupil Groups Tables Cohorts Details Settings

INSIGHT SETTINGS

Insight has been designed to let you easily summarise, visualise and contextualise the large volumes of data available within Nexus, reducing the need to spend lots of time looking at tables of numbers and potentially overlooking key information.

! There is more detail about all our Insight analysis in our [online help guide](#)

KEY STAGE 2 READING PROGRESS

Overall: -1.15

Change: -1.28, -0.16, 96%

HEADLINES

Easy access to frequently requested key data, with accessible visualisations and interpretations of that data for a wider audience.

[VIEW](#)

INTELLIGENCE

Summarises the performance of schools within your Local Authority by key indicators or all areas, with significance testing to indicate strengths and challenges.

[VIEW](#)

OVERALL ABSENCE

LA: ALL SCHOOLS

SEN: 21.8%, EAL: 18.2%, LA: 17.8%

PUPIL GROUPS

View the context and outcomes of key vulnerable groups within your Local Authority, along with verbalisation to help expose interesting and illustrative data

[VIEW](#)

TABLES

Highly flexible dynamic tables that let you combine and compare a wide range of Nexus data for on-screen viewing or exporting to csv.

[VIEW](#)

DETAILS

A detailed view of your absence and exclusions data including high-level information as well as code and reason level breakdowns, either by school or by pupil.

[VIEW](#)

COHORTS

Aggregated analysis based on the annual school censuses, including National and Regional comparisons, within weeks of validated data.

[VIEW](#)

October 2024

Link to Release notes

Absence code changes

- **System needs to account for new codes but – for prior years – also retain the old codes**

August 2024

[Link to release notes](#)

Statutory & minor updates

- **KS4 new headline indicators – Entries for Triple Science & to Languages added to system**

Significant updates

- **Two factor authentication changes to protect child level data**
- **KS4 results day collection (pupil level) 2024**
- **KS4 LA results day collection (aggregated) 2024**

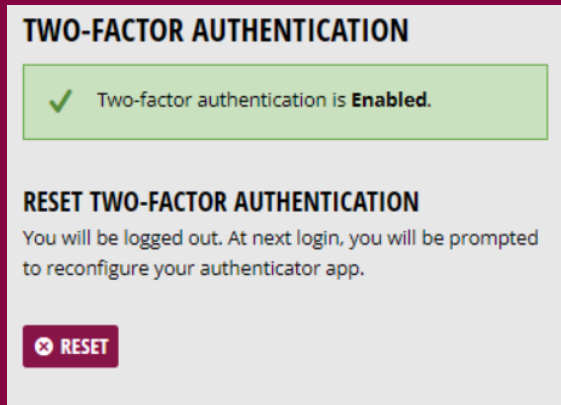
August 2024

[Link to release notes](#)

Two factor authentication

Any user with pupil level permissions anywhere in the system now required to have 2FA in place to access Nexus

Ability to reset users 2FA also included for Nexus Admin

A screenshot of a web interface for Two-Factor Authentication. At the top, the heading 'TWO-FACTOR AUTHENTICATION' is displayed. Below it, a green box with a checkmark icon contains the text 'Two-factor authentication is Enabled.'. Underneath, the heading 'RESET TWO-FACTOR AUTHENTICATION' is shown, followed by the text 'You will be logged out. At next login, you will be prompted to reconfigure your authenticator app.'. At the bottom, there is a red button with a white 'X' icon and the text 'RESET'.

August 2024

[Link to release notes](#)

KS4 results day collection (pupil level)

**Revised and simpler functionality added to allow participation in 2024
Key Stage 4 pupil level results day collections**

**Included EDI files/CSV from schools and for individually loaded virtual
school pupils**

August 2024

[Link to release notes](#)

KS4 results day collection (aggregate level)

The aggregate results day collection brought into Nexus with results loaded through Keypas

Separate to the pupil level collection

June 2024

[Link to release notes](#)

Statutory & minor updates

- **New indicators for GPS – EXS+ in GPS / Higher in GPS**
- **New indicators for MTC – Av. attainment score and % scoring full marks**
- **Changes to Chinese ethnicity – Now a minor ethnicity under ‘Asian’**
- **Other small updates**

Significant updates

- **User export to include privileges**
- **School list update – additional changes**

June 2024

[Link to release notes](#)

Small updates

Special characters now allowed in Imports

Export button added to Insight Headlines

Keypas batch reporting retirement

'Hiding' Progress measures for KS2 in 2024 and 2025 (due to Covid)

June 2024

[Link to release notes](#)

User export includes privileges

When exporting users lists from Nexus, user administrators can also now export their privileges

Will assist in reviewing user privileges and ensuring they are appropriate

June 2024

[Link to release notes](#)

School list changes

Update to the school list in Nexus in February 2024 introduced ‘School Type’ and ‘Phase Type’ filters

This created some difficulties for users

The June 2024 release remapped GIAS categories to help filters work better for users

April 2024

[Link to release notes](#)

Statutory & minor updates

- **New MTC codes for 2024 – Added DfE codes to ensure compliant**

Significant updates

- **New LA imported data details page**
- **New Statistical Neighbour analysis**
- **Insight Headlines navigation changes**
- **Keypas Data Cleaning enhancements**

April 2024

[Link to release notes](#)

LA imported data details

LA IMPORTED DATA DETAILS
Last updated: 21/03/2024 05:00 AM

All figures here are estimates, and should only be used as a general guide.
Find out more on [our help pages](#).
Find LA Nexus contacts on [our UserX page](#).

Academic Year: 2022/23
Local Authorities: All My Region My Stat. Neighbours .al
Jump to Section: B C D K P S

Key: 0% 1-25% 26-50% 51-75% 76-90% 91%+

Local Authority	CLA	CIN	SEN2	Pupil Premium
Total Imported .al	0/9 0%	6/9 67%	2/9 22%	0/9 0%
NPD			n/a	n/a
Southampton	✓	✓	✓	✓
Bristol .al	x	✓	x	x
Coventry .al	x	x	x	x
Derby .al	x	✓	x	x
Kingston upon Hull .al	x	x	x	x
Peterborough .al	x	✓	✓	x

Users now can look not just at numbers of pupils and LA who imported data, but which LA

Useful for establishing accuracy of regional and stat neighbour results, but also for Virtual Schools who may have children in education in those LA

April 2024

[Link to release notes](#)

Statistical Neighbour analysis

Added throughout Nova and Insight

Calculated at the pupil level so larger LA influence the SN results more than small LA (unlike LAIT which uses average of averages)

Methodology is linked [here](#)

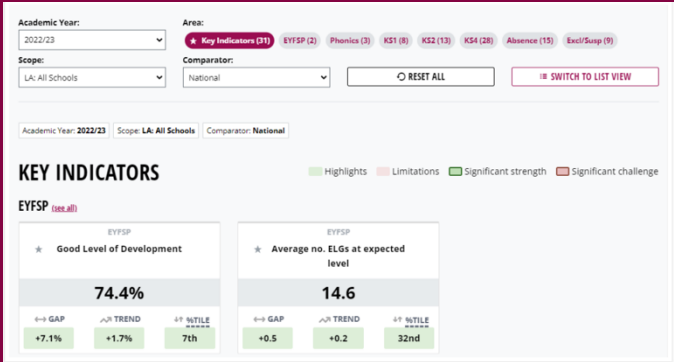
April 2024

[Link to release notes](#)

Insight headlines navigation changes

Improvements to Insight Headlines page in terms of navigating the page.

Removes the old 'ribbon' in favour of a simpler option selection and pop-up of key indicators that can be drilled into



April 2024

[Link to release notes](#)

Keypas data cleaning enhancements

Many of you will have used the new reports for the first time in 2024

Streamlined the number of separate reports doing similar jobs so you could have one review of each pupil and one conversation with primary phase schools (where needed)

Development pipeline

See [THIS](#) page – all planned release dates are subject to change

Item	Notes	Planned release
SEN2 updates	Various updates for SEN2 analysis including changes to filters and charts	November 2024
Ofsted Updates	Phase 1 of the updates to ensure the system can reflect the interim Ofsted judgements (as well as retaining the ability to report on the previous framework)	November 2024
Pupil groups update	To reflect changes to school census groups	November 2024
Keypas Batch Reports retirement	Removing legacy functionality for Keypas Batch reports (does not affect Nova batch reports)	TBC
DfE Attendance reporting import	DfE attendance data collection (published to LA every 2 weeks) will be able to be imported into Nexus. Associated with this, a new Insight page will be created for this	TBC
Movement of NCER Forum to another platform	The forums will move to another platform (TBD)	Late 2024 / Early 2025

Section 2 – Today's release



27th November











Ofsted Update – No Overall Grade (Phase 1)

Nexus Main Menu	Page / Area	No Overall Grade
Watchsted	Latest Inspection Map	Yes
	Tables	Yes
	Analysis	Paused (with note added)
	Inspector Search	Yes
	Inspector Details	Yes
	Inspections for an Inspector	Yes
	Inspectors Map of Inspections	Yes
	Search	Yes
	Cloud	Removed
	Maps	Ofsted Grades
Schools	School List Ofsted	Yes
Alerts	Alert Cards	Yes
Home Page Widgets	Ofsted Alerts	Yes
	Ofsted Table	Yes
Nova CLA Reports	38 Reports to Update	Yes
Insight	Headlines Filter	Yes
	Tables Options	Removed
	School Cohort Page Ofsted Visual	Yes
	CLA Cohort Page Ofsted Visual	Yes
	SEN2 Cohort Page Ofsted Visual	Yes

In 2023/24, 29% of Primary and 38% of Secondary Schools had a Full Inspection.

Ofsted Update – No Overall Grade (Phase 1)

 **OFSTED** *(Alerts)* 

	<u>Angeldale Primary School</u>	
	<u>Angeldale Secondary School</u>	
	<u>St Angel's RC Primary School</u>	
	<u>Broadside Academy</u>	
	<u>Example Secondary Academy</u>	

Ofsted Update – No Overall Grade (Phase 1)

Academic Year: 2024/25

Area: ★ **Key Indicators (30)** EYFSP (2) Phonics (2) KS1 (8) MTC (2) KS2 (12) KS4 (29) Absence (15)

Scope: LA: All Schools

Area dropdown menu:
National
Regional
Statistical Neighbour
✓ Ofsted: No Overall Grade
Ofsted: Outstanding
Ofsted: Good
Ofsted: Requires Improvement
Ofsted: Inadequate

RESET ALL SHOW LIST VIEW EXPORT CSV

Academic Year: 2024/25 Scope: LA: All Schools Grade

KEY INDICATORS

Strengths Challenges

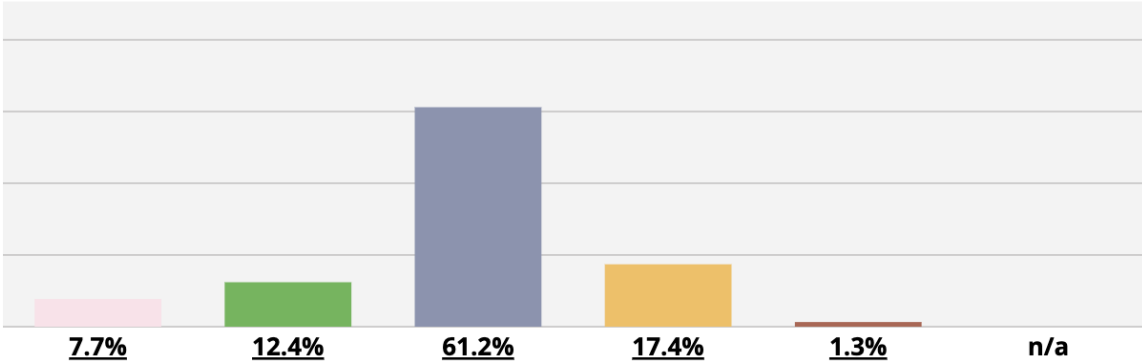
EYFSP (see area)

★ Good Level of Development	★ Average no. ELGs at expected level
------------------------------------	---

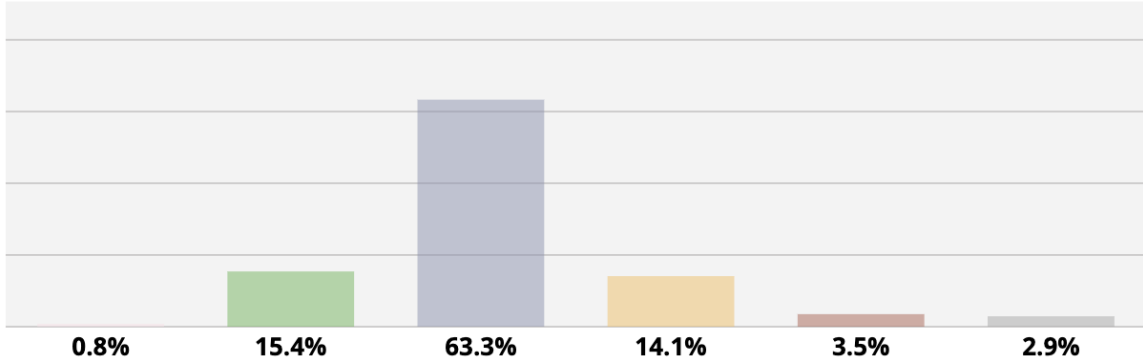
Ofsted Update – No Overall Grade (Phase 1)

OFSTED RATINGS

LA COHORT



NCER NATIONAL



■ NO OVERALL GRADE
 ■ OUTSTANDING
 ■ GOOD
 ■ REQUIRES IMPROVEMENT
 ■ INADEQUATE
 ■ NOT AVAILABLE

Ofsted Update – No Overall Grade (Phase 1)

Choose Establishment type: PRIMARY SCHOOLS ▾



- No Overall Grade
- Outstanding
- Good
- Requires Improvement
- Inadequate

Last updated on 24/11/2024

Ofsted Update – Phase 2



SEN2 Updates

- All
- Male (SEN2)
- Female (SEN2)
- Disadvantaged
- Non-Disadvantaged
- Minority Ethnicity
- Other than Minority Ethnicity
- EAL
- Non-EAL
- FSM Eligible
- Non-FSM Eligible
- FSM6
- Non-FSM6
- Ethnicity - Other Ethnic Group
- Ethnicity - Asian
- Ethnicity - Black
- Ethnicity - Mixed
- Ethnicity - Unclassified
- Ethnicity - White
- All

SEN2 COHORT

Academic Year: 2023/24 Cohort: SEN2 (LA Imported) SEN2 Group: SEN2 at Census Day (EHCP only) School Type: All Phase (NC Year): All

School Census Characteristic: All Age: All SEN2 Characteristic: All SEN2 Primary Need: All Comparator: National SEN2

Academic Year: 2023/24 Cohort: SEN2 (LA Imported) SEN2 Group: SEN2 at Census Day (EHCP or School Type: All Phase (NC Year): All

School Census Characteristic: All Age: All SEN2 Characteristic: All SEN2 Primary Need: All Comparator: National SEN2

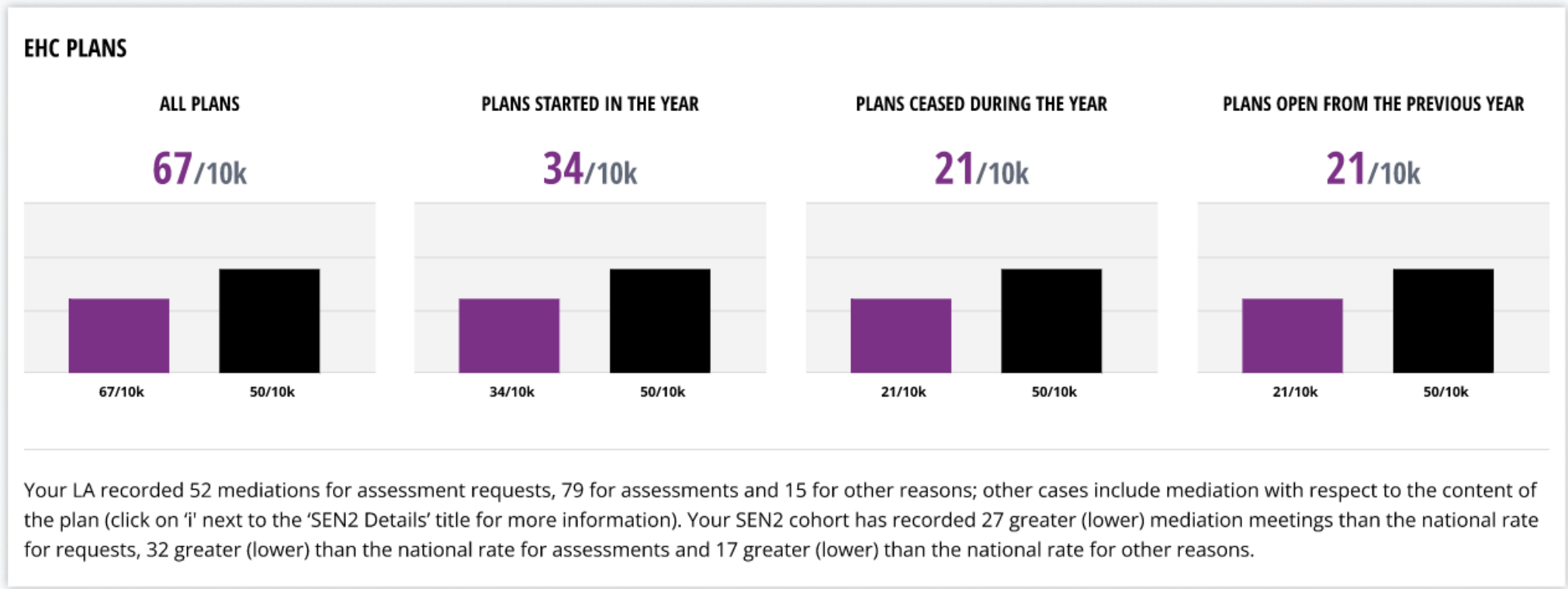
RESET APPLY

- SEN2 Group:
- SEN2 at Census Day (EHCP or
 - All
 - New SEN2 (all)
 - Closed SEN2 (all)
 - SEN2 at Census Day (EHCP only)

Following requests by the NCER membership, we have reviewed and updated two of the page filters on the SEN2 Cohort page. The filters and new options are below:

- School Census Characteristic drop-down new items:
 - EHCP
 - non-EHCP (this would highlight any pupils who are on the SEN2 return but not recorded on school census as having EHCP)
 - SEN Support
- SEN2 Groups drop-down new items:
 - New SEN2 (EHCP only)
 - Closed SEN2 (EHCP only)

SEN2 – New Characteristics Section Charts



SEN2 – Update to SEN2 Details Charts

SEN2 DETAILS i

SEN2 Cohort National SEN2

INITIAL REQUEST OUTCOMES WITHIN 6 WEEKS



Your rate of 264 per 10K children equates to 1,064 requests for assessment recorded with an outcome within 6 weeks in (show the selected year). Of the initial requests for an assessment that had an outcome within 6 weeks, 35% proceeded with an assessment, 15% did not proceed to assessment (refused) and for 7% the request was withdrawn.

[VIEW DETAIL](#)

ASSESSMENTS COMPLETED WITHIN 16 WEEKS



Your rate of 167 per 10K children equates to 754 assessments completed within 16 weeks in the selected year. Of the assessments completed within 16 weeks in the year, 12% led to an EHC Plan being issued, 5% were not issued and 10% were withdrawn.

[VIEW DETAIL](#)

EHC PLANS ISSUED WITHIN 20 WEEKS



Your rate of n/a per 10k children equates to 84 EHC Plans issued within 20 weeks in the selected year. This is n/a the national sen2 rate of 40 per 10k children.

EHC PLANS ISSUED WITHIN 20 WEEKS (excluding exceptions)



For EHC Plans issued within 20 weeks without exceptions, your rate of n/a per 10k children equates to 84 EHC Plans. This is n/a the national sen2 rate of 20 per 10k children.

[SHOW PLAN TIMELINESS](#)

SEN2 – Update to SEN2 Details Charts

SEN2 DETAILS i

SEN2 Cohort National SEN2

INITIAL REQUEST OUTCOMES WITHIN 6 WEEKS



Your rate of 264 per 10K children equates to 1,064 requests for assessment recorded with an outcome within 6 weeks in (show the selected year). Of the initial requests for an assessment that had an outcome within 6 weeks, 35% proceeded with an assessment, 15% did not proceed to assessment (refused) and for 7% the request was withdrawn.

[VIEW DETAIL](#)

ASSESSMENTS COMPLETED WITHIN 16 WEEKS



Your rate of 167 per 10K children equates to 754 assessments completed within 16 weeks in the selected year. Of the assessments completed within 16 weeks in the year, 12% led to an EHC Plan being issued, 5% were not issued and 10% were withdrawn.

[VIEW DETAIL](#)

EHC PLANS ISSUED WITHIN 20 WEEKS



Your rate of n/a per 10k children equates to 84 EHC Plans issued within 20 weeks in the selected year. This is n/a the national sen2 rate of 40 per 10k children.

EHC PLANS ISSUED WITHIN 20 WEEKS

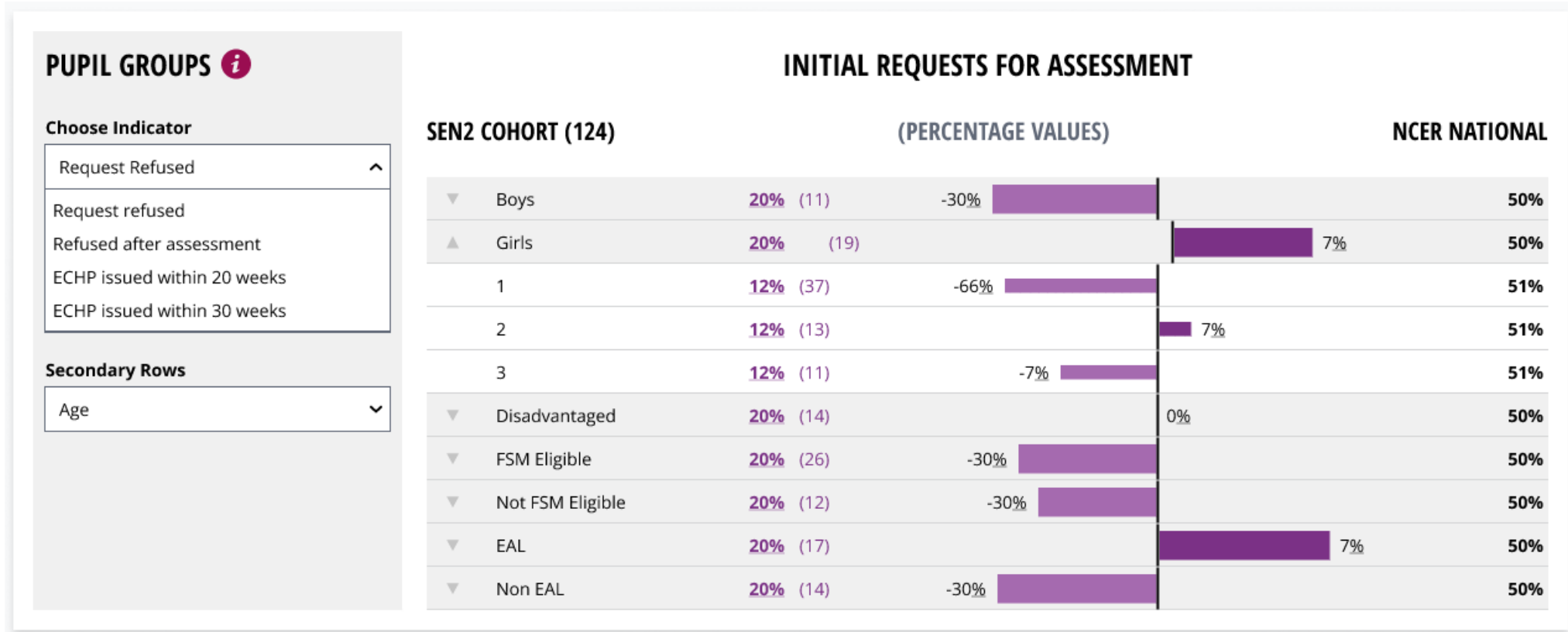
(excluding exceptions)



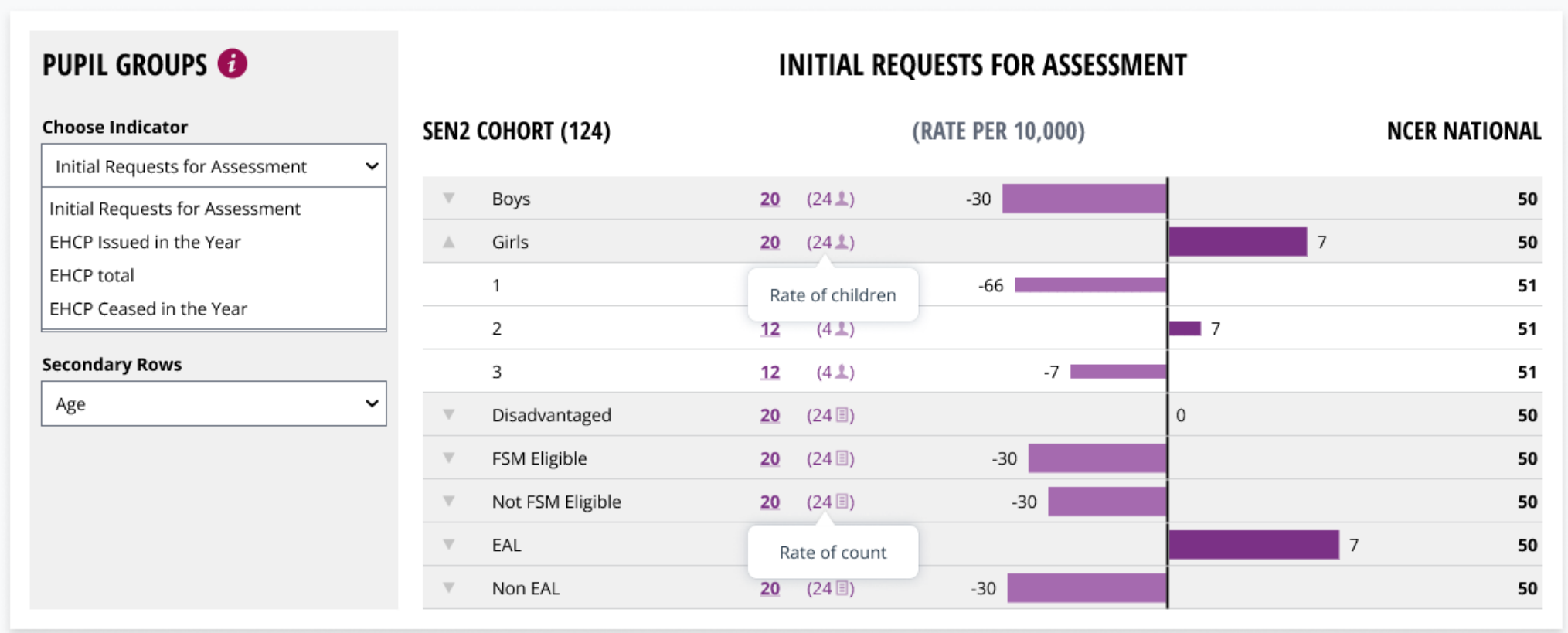
For EHC Plans issued within 20 weeks without exceptions, your rate of n/a per 10k children equates to 84 EHC Plans. This is n/a the national sen2 rate of 20 per 10k children.

[SHOW PLAN TIMELINESS](#)

SEN2 – Update to SEN2 Details Charts



SEN2 – Update to SEN2 Details Charts



Rate of children

Rate of count

SEN2 – Update to SEN2 Details Charts

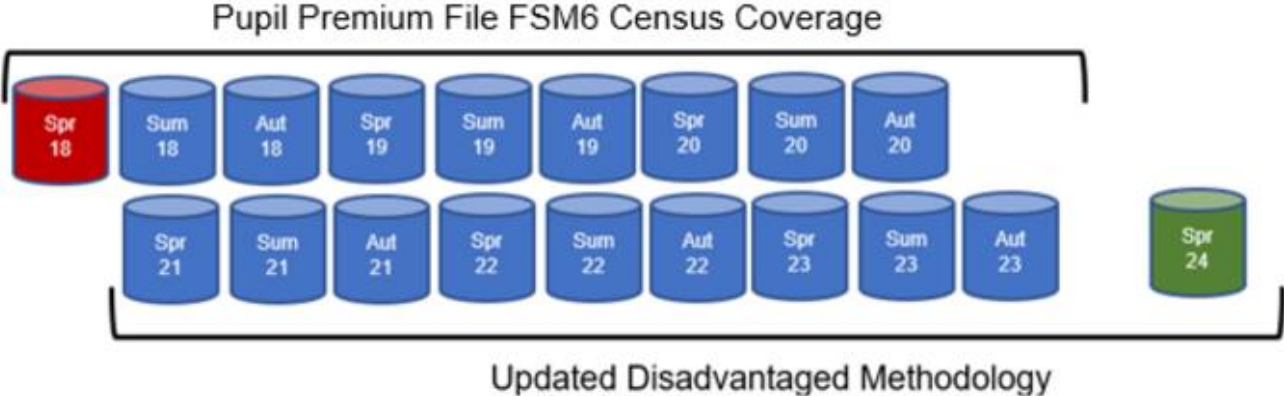
A review of the SEN2 analysis has led to the update to analysis across the page where previously historical events were included in the analysis. The following data items will now only report on incidences within the reporting calendar year:

- Requests including outcomes and timeliness
- Assessments including counts, outcomes, refused and timeliness
- EHC plans including counts and timeliness for both with and without exceptions

All analysis for these data areas on the SEN2 Cohort page is now expected to reflect the same as the DfE analysis. If you find any edge cases in your local authority, please let Nexus Support know on nexussupport@angelsolutions.co.uk with as much detail as possible so that we can investigate and resolve as quickly as possible.

Pupil Premium Update

- ◆ The Pupil Premium file will be appended with Spring Census data including:
 - ◆ FSM
 - ◆ PLAA (Previously adopted)
 - ◆ Service Premium
- ◆ Disadvantaged data will be updated by the Spring Census FSM and PLAA only.
- ◆ Service Premium data (e.g. Nova reports) will be updated by the Spring Census.
- ◆ The update is not year dependent but will only update if new January Census files are imported.



Pupil Premium Update

DISADVANTAGED

81,692 of your LA's 186,848 pupils, that are considered for Pupil Premium, are classified as disadvantaged, this is 43.7% of your cohort.

This is 18.4% higher than the national average of 25.3%.

43.9% (39,969) of your female pupils are disadvantaged, 18.8% higher than the national of 25.1%. 43.6% (41,723) of your male pupils are disadvantaged, 18.1% higher than the national of 25.5%.

Disadvantaged pupils contribute £98,905,465 to the budget of your LA in disadvantaged funding.

This equates to an average of £241,232.84 per school in your LA.

You can find more information on disadvantaged (Pupil Premium) funding [here](#)

Please note: Finance figures are based on the Pupil Premium file import, and as such do not include any spring census updates.













DISADVANTAGED: NC YEAR BREAKDOWNS

NC Year	Pupils		Total (PP & Census)	Finance	Total (PP only)
	Female	Male			
R	2,086	2,219	4,305	£5,979,193	3,276
1	2,809	2,847	5,656	£7,837,618	4,284
2	3,098	3,168	6,266	£8,703,288	6,273
3	3,300	3,439	6,739	£9,335,628	4,982
4	3,547	3,767	7,314	£10,129,328	2,354
5	3,709	3,932	7,641	£10,555,835	8,451
6	3,850	3,938	7,788	£10,787,640	5,312
7	3,295	3,532	6,827	£6,698,403	7,427
8	3,491	3,529	7,020	£6,915,185	5,412
9	3,299	3,598	6,897	£6,771,678	7,234
10	3,299	3,530	6,829	£6,695,395	3,323
11	3,544	3,521	7,065	£6,917,200	6,443
Unknown	642	703	1,345	£1,636,678	6,543
Total	39,969	41,723	81,692	£98,963,065	98,369





Section 3 – Coming Soon....

2025 Statutory Data Collections, Imports & Analysis






-  EYFSP
-  Phonics Year 1
-  Phonics Year 2
-  Key Stage 2 Teacher Assessments & Tests
-  Key Stage 4
-  Key Stage 5
-  School Census
-  Absence
-  Suspensions / Exclusions
-  CLA SSDA903
-  CIN Census
-  SEN2

2025 Optional Data Collections

-  Key Stage 1
-  Multiplication Tables Check
-  Key Stage 4 LA Summary Results Day
-  Key Stage 4 Results Day



Technical Debt

-  February Release
-  Rackspace Migration
-  Nexus Modernisation

Technical Debt

Our current hosting environment at Rackspace has reached a point where both the infrastructure and service quality no longer meet the standards required for Nexus's continued growth and reliability. The hardware underpinning our platform is ageing, with servers running on extended-life Windows support, and our database servers are struggling with increased load, leading to performance bottlenecks. This creates risks to security, stability and performance, making transitioning to a modern, robust infrastructure imperative.

In addition to the technical challenges, Rackspace's customer service has declined significantly. Following their acquisition by a private equity firm several years ago, lead times for essential maintenance have grown, and mistakes during these processes have become more frequent. Furthermore, our dedicated account manager and technical lead at Rackspace have left and have not been replaced. This leaves us dependent on standard overseas support, which has reduced the speed and personalization of issue resolution.

Recognizing these challenges, we have chosen to migrate to a new provider that aligns with our strategic goals for 2025 and beyond. The migration will focus on ensuring a smooth transition to a modern, reliable infrastructure, but this process will temporarily shift some resources from our usual development and release cycles.

Technical Debt

While the migration is underway, our project budget and release schedule will be impacted. To maintain the quality of the migration, we will reduce the number of releases during this period. However, the development team will continue working on new features and improvements. Once the new infrastructure is fully operational and stable, these updates will be thoroughly tested and queued for release later in the year.

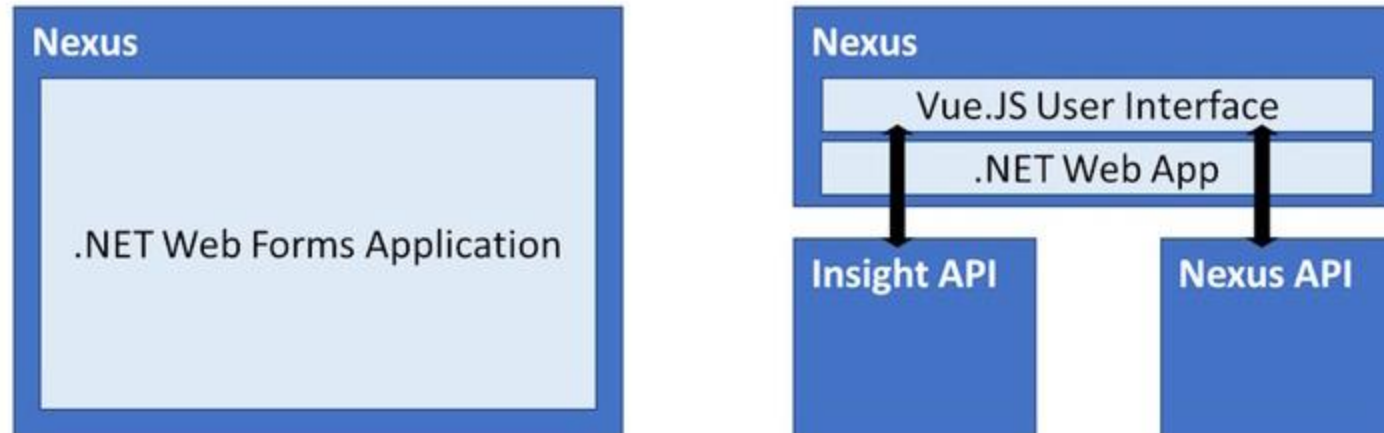
Our new provider will offer:

- Industry-recognized certifications like ISO 27001, Cyber Essentials, and G-Cloud compliance
- UK-based hosting with dedicated UK support teams for faster, more responsive service
- Robust service-level agreements (SLAs)
- Comprehensive disaster recovery










This migration ensures that Nexus will operate on a modern, scalable infrastructure, enabling greater stability and unlocking opportunities for innovation. By prioritizing the quality of this transition, we are setting a solid foundation for growth and ensuring that our future releases are delivered on a platform built to last.

Technical Debt

Nexus runs on .NET 4.8, a reliable platform with several years left in its support lifecycle. However, Microsoft has not provided a direct migration path to newer frameworks, and .NET 4.8's support timeline is tied to the end-of-life of its underlying operating system, which—while still several years out—remains inevitable. To future-proof our application, we plan to modernise incrementally. Our strategy begins with updating the user interface by transitioning to Vue.js, a flexible and efficient front-end framework. Vue.js will communicate with APIs, allowing us to streamline the application into a "thinner" web-based client. This phased approach makes the application lighter and more modular, setting the foundation for future migrations and technology upgrades without a complete overhaul. By updating the UI and APIs now, we position Nexus for easier transitions as new technologies and platforms emerge, ensuring stability, responsiveness, and scalability for our users.



2025/26 Potential Developments

-  No KS4 Progress
-  Improved Perspective Lite Administration within Nexus
-  School Type and Phase
-  School Auto Closure
-  'Add School' Button
-  DfE Attendance Data Analysis – All Pupils & CLA
-  New Forum
-  **Expert Reference Group - TBC**
- 

Feedback to NCER

- Use Feedback@ncer.org to send feedback to NCER
- Use relevant Forum for development requests – each request a separate topic
- Contact NCER Training and Support Director paul.caladine@kirklees.gov.uk with any queries around support with NCER Nexus
- Use Helpdesk Form in Nexus for technical support or email nexussupport@angelsolutions.co.uk
- NCER Communications and Marketing Director donna.ross@eastsussex.gov.uk

The logo features a diamond shape divided vertically into two halves. The left half is a vibrant pink, and the right half is a deep purple. The text 'NCER' is centered across the diamond in a bold, white, sans-serif font. Below the text, four white dots are arranged in a horizontal line, positioned primarily over the purple half of the diamond.

NCER
●●●●