

**The session will start at
10:00**

The logo for NCER is a large diamond shape divided vertically. The left half is a lighter shade of purple, and the right half is a darker shade. The text 'NCER' is written in white, bold, sans-serif font across the center. Below the letters 'ER' are four white dots.

NCER
••••

Upcoming webinars:

- What you need to know – KS4 results day collection – 31st January
- NCER/NAVSH webinar – Data Sources and Matching for CLA/CIN – 21st February
- Preparing for primary assessments in 23/24 – 20th March

All sessions 10:00 to 11:00

Book [HERE](#)



National Consortium
for Examination Results *cic*

Nexus Absence Analysis

NCER
●●●●

Webinar Date: 17th January 2024

Some screen shots and clips included in this webinar presentation may become outdated over time and will be annotated or updated when necessary, but in the interim may not match the current version of the system

Agenda

- Introductions & Arrangements
- Key points about the analysis
- Advantages offered by Nexus Analysis
- Overview of the analysis
- Into the detail - How Nexus collects and collates absence data
- Any questions

Arrangements

- Please stay muted unless invited to ask questions
- Questions can be added to chat and NCER/Angel colleagues will answer them
- Slides will be available on Nexus Help Centre today
Video of the webinar will be available within a week
- You may want to log in and follow looking at your LA data

Key points

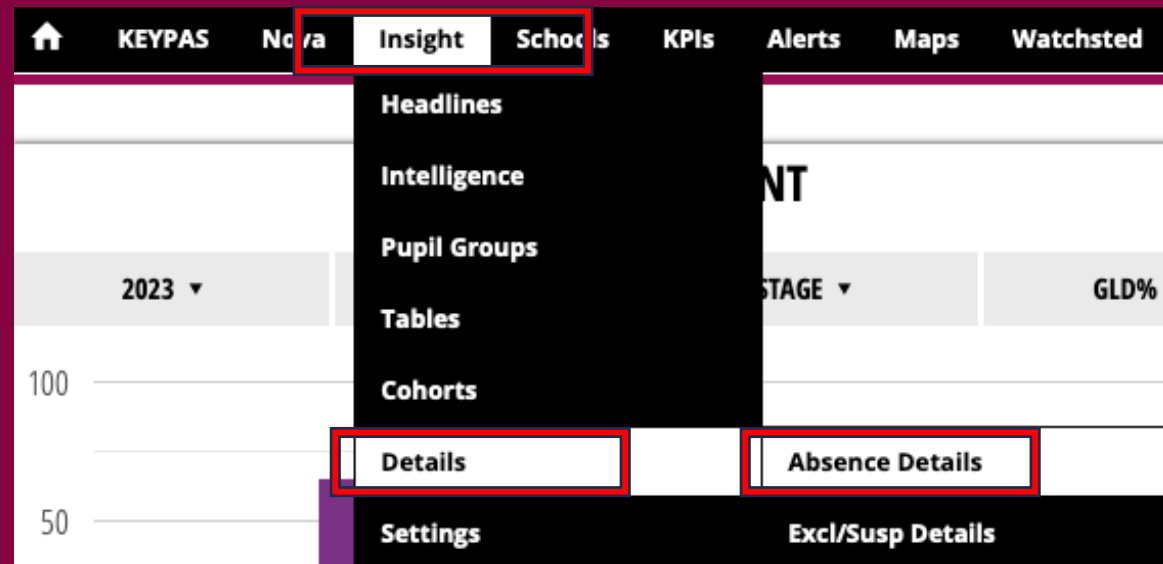
- **Not live** data as offered by LA MIS and/or DfE
- Absence data is taken direct from **school census** on a termly basis (as is exclusions) and loaded by LA
- Collected a **term in arrears** (for example October census collects the summer term absence)
- ‘National’ comparison data is aggregated from nearly every LA loading their census data as an **NCER/Emerging National**

What benefit does Nexus offer in terms of analysis?

- Nexus covers all schools who submit a school census in your LA – irrespective of their school MIS, academy status or desire to cooperate with the LA
- Though DfE attendance reporting is making its way to full live coverage, this is not yet 100%
- Nexus provides easy to access and understand contextual analysis for characteristic groups in the LA
- Nexus supports **CLA** and **CIN** absence analysis – not every LA gets attendance for these groups OOA

Accessing the analysis

- All the Absence analysis is through Nexus – Insight
- Pick Insight > Details > Absence Details from the black menu bar
- (You may not have all options shown)

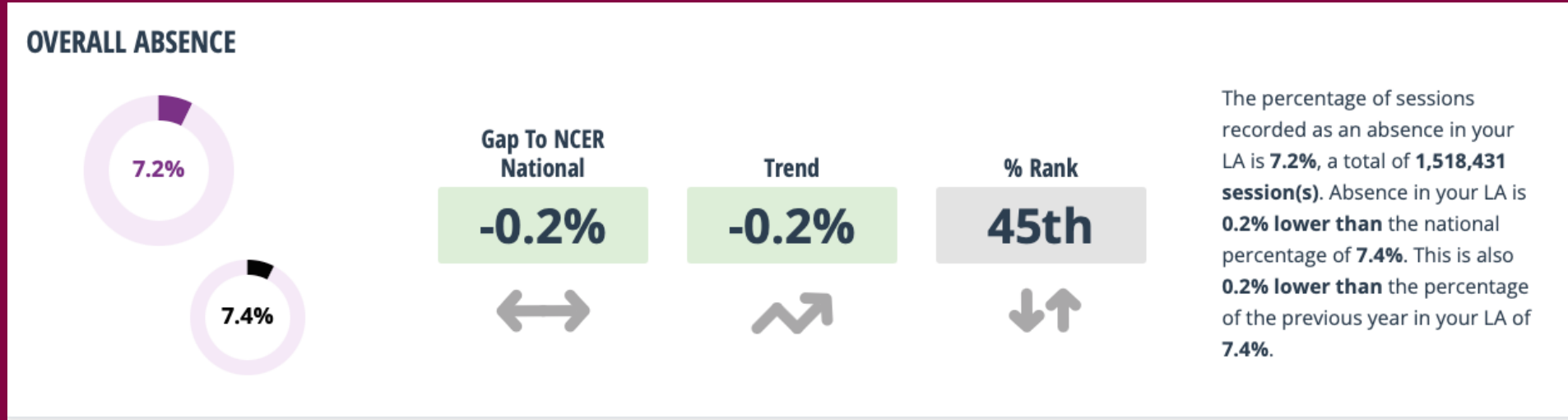


See [THIS](#) link

Accessing the analysis

- Insight **refreshes overnight** and caches the data, which means it moves quickly but also that you must wait for the next day after loading to view analysis
- By default, when you access the Absence Details page, default settings are in place and it's ready to look at as we will see on the next slides

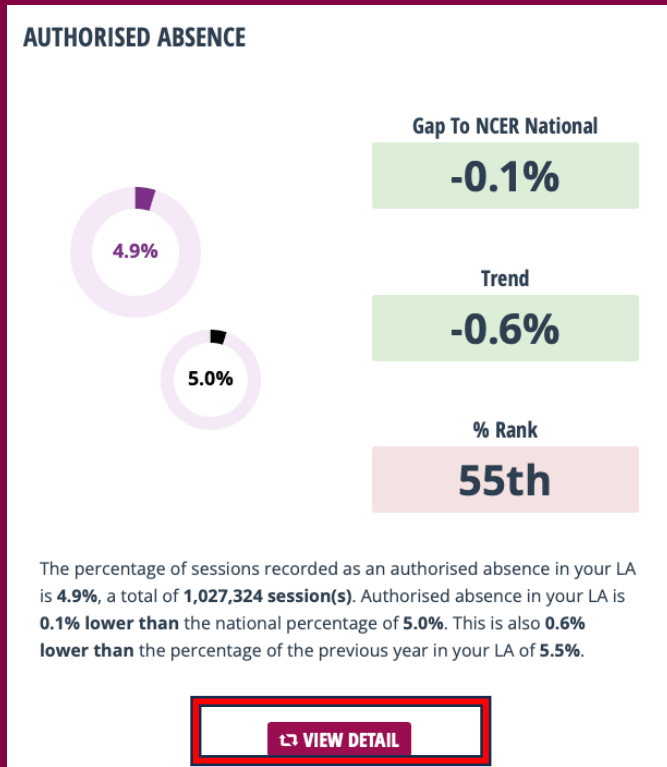
Overall, Authorised and Unauthorised Absence summaries



- Simple narrative and visual summaries
- Gap to NCER National is to the aggregation of data loaded by nearly all LA (changes as loaded)
- % Rank is very useful as difficult to determine otherwise

'Spinning' Cards

- You may see cards with 'Show Detail' and 'Hide Detail' which spin to provide either detail or summaries



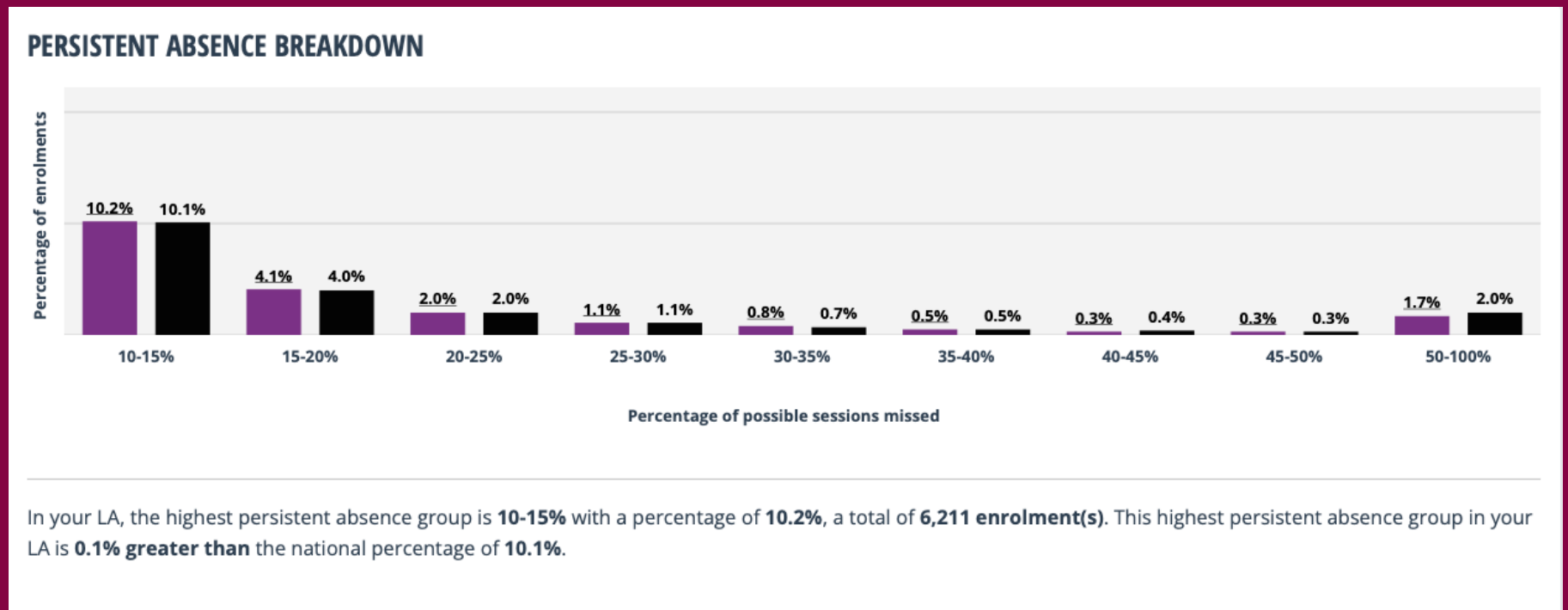
AUTHORISED ABSENCE BREAKDOWN

Reason	Sessions Missed	Absence	Gap
Illness (I)	<u>767,524</u>	3.6%	-0.2%
Medical (M)	<u>55,014</u>	0.3%	+0.0%
Agreed Hols (H)	<u>7,977</u>	0.0%	-0.1%
Traveller (T)	<u>23</u>	0.0%	+0.0%
Excluded (E)	<u>27,945</u>	0.1%	+0.0%
Other Auth (C)	<u>84,166</u>	0.4%	-0.1%
Religious (R)	<u>82,919</u>	0.4%	+0.3%
Study Leave (S)	<u>1,756</u>	0.0%	+0.0%

[HIDE DETAIL](#)

Persistent & Severe Persistent Absence

- Similar presentation and breakdown to Overall absence in style, but adds a different views of PA including proportions of enrolments by % of sessions missed



Non-Statistical Absence

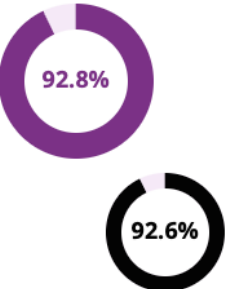
- Breakdowns of absence due to selected code including:
 - Exceptional circumstance (code Y)
 - School closure (code #)
 - Dual registration (code D)



Attendance & Attendance Breakdown

- Counterpart of absence – split of attending codes

ATTENDANCE



Gap To NCER National
+0.2%

Trend
+0.2%

% Rank
45th

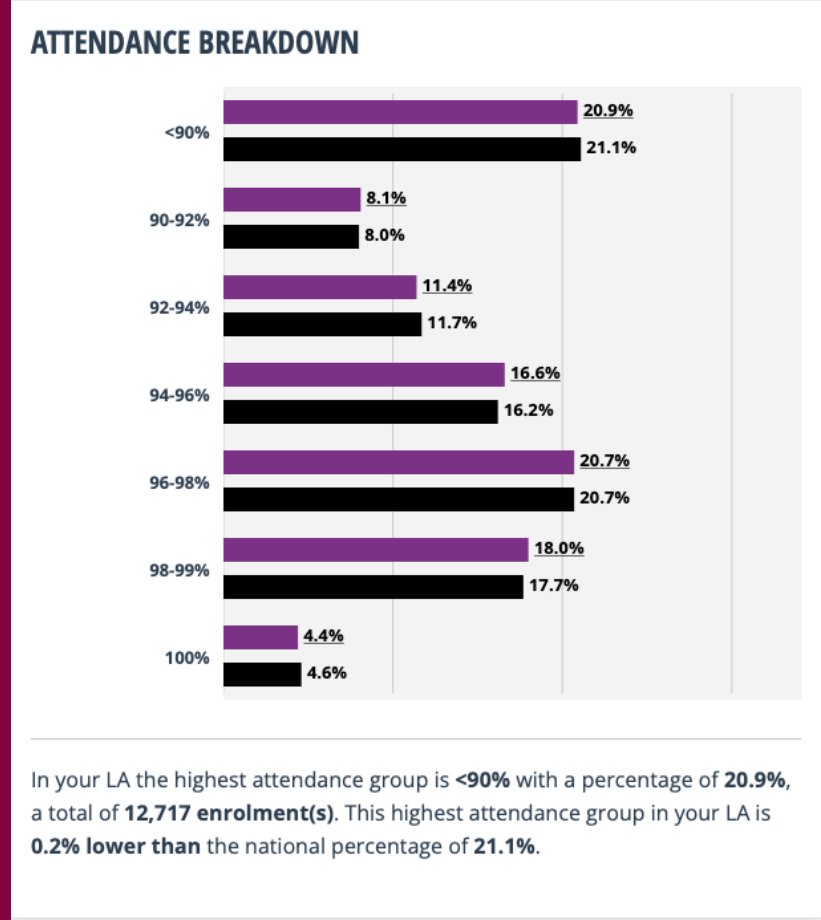
The percentage of sessions recorded as attended in your LA is **92.8%**, a total of **19,544,414 session(s)**. Attendance in your LA is **0.2% greater than** the national percentage of **92.6%**. This is also **0.2% greater than** the percentage of the previous year in your LA of **92.6%**.

[VIEW DETAIL](#)

ATTENDANCE BREAKDOWN

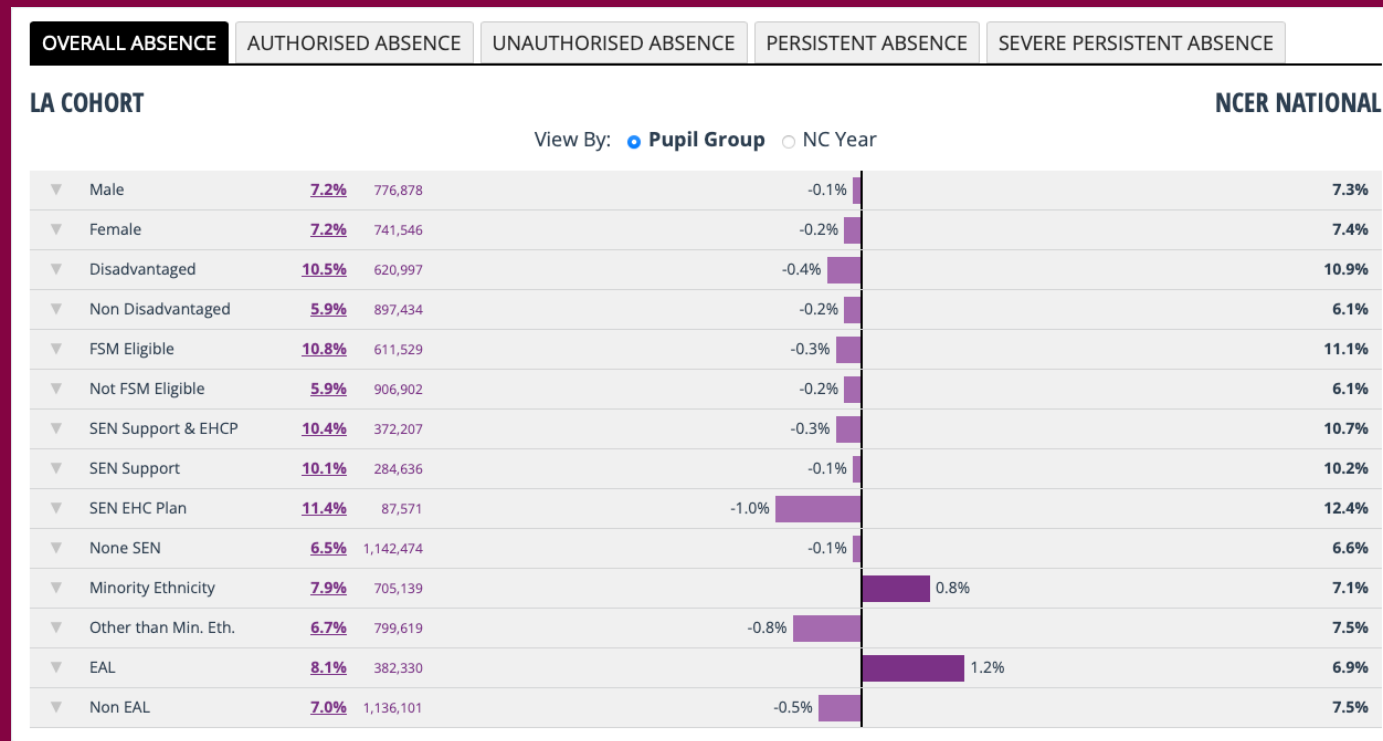
Reason	Sessions Missed	Attendance	Gap
Present (AM)	9,389,958	44.6%	+1.0%
Work Exp (W)	16,817	0.1%	+0.0%
Present (PM)	9,561,822	45.4%	+0.8%
Visit (V)	146,018	0.7%	0.0%
Late Before Reg (L)	345,752	1.6%	-0.2%
Interview (J)	1,408	0.0%	+0.0%
Coronavirus (X)	0	0.0%	+0.0%
Sport (P)	18,076	0.1%	+0.0%
Educated off site (B)	64,293	0.3%	+0.0%

[HIDE DETAIL](#)



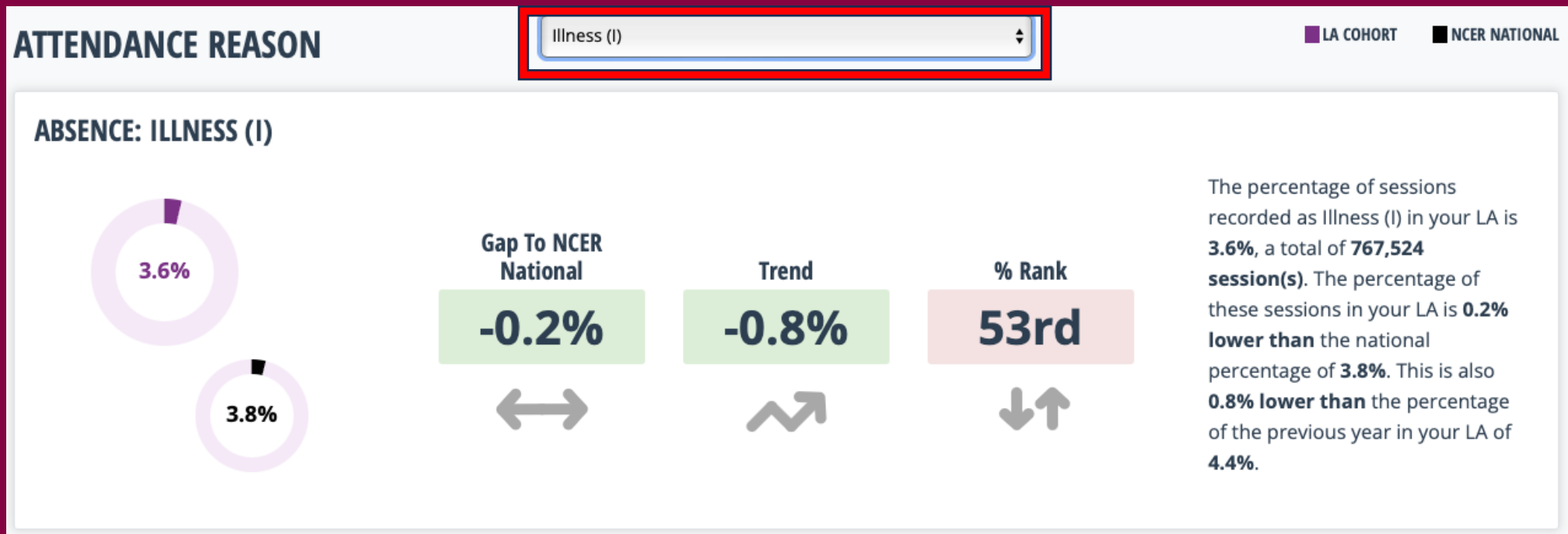
Pupil groups

- Breakdown for pupil groups WITHIN either full LA or any grouping you select in Options
- Overall, Authorised, Unauthorised, PA and SPA



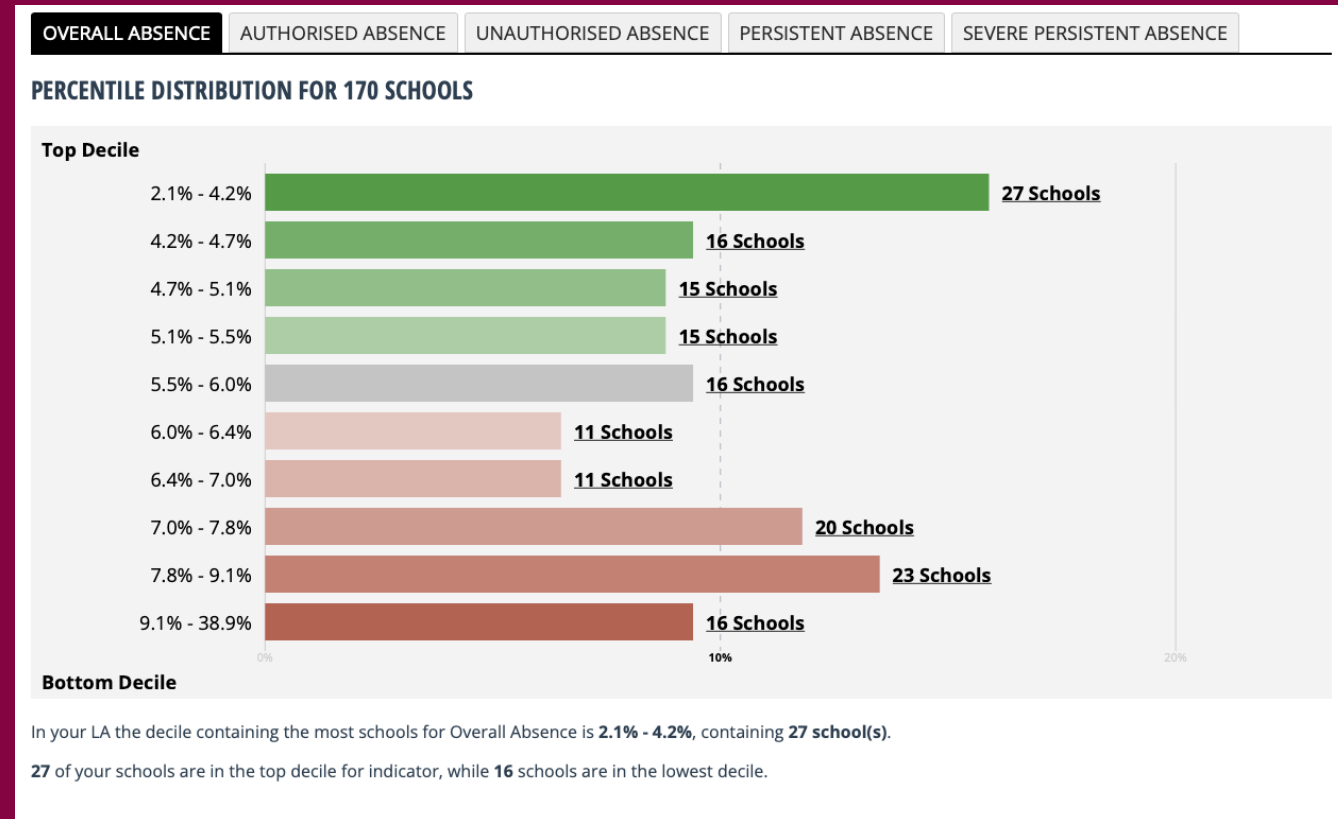
Attendance reason

- Comparisons to NCER national (or other options) for any one attendance reason (selected)



Distribution (of schools)

- Analysis of how many schools are within each decile in your LA in terms of overall, authorised, unauthorised, PA and SPA



Changing the analysis and using Options

- Insight presents lots of different options for your analysis
- Selecting some of them will limit some of the comparisons we've already seen

Academic Year: 2022/23 Scope: LA Term: Full Year Enrolment Status: All Phase All Key Stage/NC Year All School Age (1-11) Characteristic Group: All [EXPORT CSV](#)

Comparator: National

Academic Year: 2022/23 Scope: LA Term: Full Year Enrolment Status: All

Phase All Key Stage/NC Year All School Age (1-11) Characteristic Group: All Comparator: National

[RESET](#) [APPLY](#)

See [THIS](#) link

Options

Academic Year: **2022/23** Scope: **LA** Term: **Full Year** Enrolment Status: **All** Phase **All** Key Stage/NC Year **All School Age (1-11)** Characteristic Group: **All** [EXPORT CSV](#)

Comparator: **National**

Academic Year: 2022/23 **Scope:** LA **Term:** Full Year **Enrolment Status:** All

Phase: All **Key Stage/NC Year:** All School Age (1-11) **Characteristic Group:** All **Comparator:** National

[RESET](#) [APPLY](#)

- Academic Year – change the year!

- Scope -
 - ✓ LA
 - School
 - My Schools
 - School Group

Options

Academic Year: 2022/23 Scope: LA Term: Full Year Enrolment Status: All Phase All Key Stage/NC Year All School Age (1-11) Characteristic Group: All [EXPORT CSV](#)

Comparator: National

Academic Year: 2022/23 Scope: LA **Term: Full Year** **Enrolment Status: All**

Phase: All Key Stage/NC Year: All School Age (1-11) Characteristic Group: All Comparator: National

[RESET](#) [✓ APPLY](#)

- Term – Full year, Autumn or Autumn & Spring
- Enrolment Status -

- ✓ All
- Current & Main
- Current, Main, FE & Other
- Current (C)
- Main (M)
- FE College (F)
- Other (O)
- Subsidiary (S)
- Guest (G)
- Off Roll

Options

Academic Year: 2022/23 Scope: LA Term: Full Year Enrolment Status: All Phase All Key Stage/NC Year All School Age (1-11) Characteristic Group: All [EXPORT CSV](#)

Comparator: National

Academic Year: 2022/23 Scope: LA Term: Full Year Enrolment Status: All

Phase: All Key Stage/NC Year: All School Age (1-11) Characteristic Group: All Comparator: National

[RESET](#) [APPLY](#)

- Phase
- Key Stage/NC Year

- ✓ All
- Primary (All)
- Primary (exc. Infants & Juniors)
- Infant Schools
- Junior Schools
- Secondary (All)
- All Through
- Special Schools
- PRU

- All
- ✓ All School Age (1-11)
- Key Stage 1 (1-2)
- Key Stage 2 (3-6)
- Primary (Year 1-6)
- Secondary (Year 7-11)
- NC Year: E1
- NC Year: E2
- NC Year: N1
- NC Year: N2
- NC Year: R
- NC Year: 1
- NC Year: 2
- NC Year: 3
- NC Year: 4
- NC Year: 5
- NC Year: 6
- NC Year: 7
- NC Year: 8
- NC Year: 9
- NC Year: 10
- NC Year: 11
- NC Year: 12
- NC Year: 13
- NC Year: 14

Options

Academic Year: 2022/23 Scope: LA Term: Full Year Enrolment Status: All Phase All Key Stage/NC Year All School Age (1-11) Characteristic Group: All [EXPORT CSV](#)

Comparator: National

Academic Year: 2022/23 Scope: LA Term: Full Year Enrolment Status: All

Phase: All Key Stage/NC Year: All School Age (1-11) **Characteristic Group: All** **Comparator: National**

[RESET](#) [✓ APPLY](#)

- Characteristic Group
- Comparator

✓ National
Regional

- ✓ All
- Male
- Female
- Disadvantaged
- Non-Disadvantaged
- SEN No Recorded Provision
- SEN Support
- SEN EHCP
- SEN Support & EHCP
- Minority Ethnicity
- Other than Minority Ethnicity
- EAL
- Non-EAL
- FSM Eligible
- Non-FSM Eligible
- Is Mobile
- Is not mobile
- Is Persistent Absentee (10%)
- Is not Persistent Absentee (10%)
- IDACI Decile 1: 0.0-0.1
- IDACI Decile 2: 0.1-0.2
- IDACI Decile 3: 0.2-0.3
- IDACI Decile 4: 0.3-0.4
- IDACI Decile 5: 0.4-0.5
- IDACI Decile 6: 0.5-0.6
- IDACI Decile 7: 0.6-0.7
- IDACI Decile 8: 0.7-0.8
- IDACI Decile 9: 0.8-0.9
- IDACI Decile 10: 0.9-1.0

A note on characteristic group option

- If you select & apply a characteristic group in 'options' then that limits the pupil groups analysis

Characteristic Group:

All

LA COHORT

▼ Male	<u>7.2%</u>	776,878
▼ Female	<u>7.2%</u>	741,546
▼ Disadvantaged	<u>10.5%</u>	620,997
▼ Non Disadvantaged	<u>5.9%</u>	897,434
▼ FSM Eligible	<u>10.8%</u>	611,529
▼ Not FSM Eligible	<u>5.9%</u>	906,902
▼ SEN Support & EHCP	<u>10.4%</u>	372,207
▼ SEN Support	<u>10.1%</u>	284,636

Characteristic Group:

Male

LA COHORT

▼ Male	<u>7.2%</u>	776,878
▼ Disadvantaged	<u>10.6%</u>	320,551
▼ Non Disadvantaged	<u>5.9%</u>	456,327
▼ FSM Eligible	<u>10.8%</u>	313,882
▼ Not FSM Eligible	<u>5.9%</u>	460,996
▼ SEN Support & EHCP	<u>10.2%</u>	238,046
▼ SEN Support	<u>9.7%</u>	173,269
▼ SEN EHC Plan	<u>11.5%</u>	64,777
▼ None SEN	<u>6.4%</u>	536,822

Analysis is then **WITHIN** the characteristic group and % will be different to when 'All' is selected

Into the detail – how Nexus pulls together and analyses the absence data

School census data is loaded into Nexus

- **Nearly all LA** load in every school census
- Make sure that your LA does so – if there is no absence data available that is likely the reason but remembering:
 - Term in arrears
 - Only after census has been fully collected
 - AND academy files made available to LA
 - Usually within 2 months of census date

When is a pupil included?

- On roll at any point in collection period
- Age 4-15 on 31st August of that AY
- Has 1+ possible attendance session
- Not a boarder

See [THIS](#) link

Statistics rules – mirror DfE

- **Per enrolment** not per pupil so moving school = counted twice
- Reporting for Autumn, Autumn and Spring, Full Year
- 4 year old (at 31/08) not included
- 15 year old (at 31/08) have no summer 2 absence
- 0 possible sessions = excluded from stats
- First enrolment in summer 2 – excluded from stats

See [THIS](#) link

Statistics rules – mirror DfE

- Possible sessions < absent sessions = excluded from stats
- Absence data from a new sponsored academy opening that term is excluded

See [THIS](#) link

Matching characteristics data to enrolments

- Sequential match attempt on **UPN, DOB and Gender**
- Autumn census first – if not matching then moves on to Spring and then to Summer
- Characteristics are matched **ONCE** per year – mostly in Autumn (if a pupil is on roll) unless characteristics are not collected in Autumn (when it will be done in Spring)

See [THIS](#) link

Absence calculations

- Too much detail for this session
- See [THIS](#) link if you do want to know more

Any questions?



National Consortium
for Examination Results *CIIC*

Contact Details

Paul.Caladine@kirklees.gov.uk



National Consortium
for Examination Results *cic*

The logo for NCER is centered on a dark red background. It consists of a diamond shape divided vertically into two halves: a pinkish-red left half and a purple right half. The text 'NCER' is written in white, bold, sans-serif capital letters across the center of the diamond. Below the text are four white dots arranged in a horizontal line.

NCER
●●●●